










**Instructions:**

1. Fold the tab on the left.
2. Place a wooden dowell in between the paper.
3. Glue or tape the dowell and the paper together.
4. Decorate with ribbon, fabric, yarn or pom poms!



**#pumpkinspice**

**I LOVE FALL**

**HAPPY FALL**

